

NEW APP TECHNOLOGY

Various smartphones and tablets are now in use in many households. The new app offers ONE user interface and the same usability for all common systems (Android™, iOS®, Windows). The portrayal on tablets has not merely been enlarged with the new app, but the additional space has been utilized considerably better with an optimized portrayal.

SYSTEM INFO

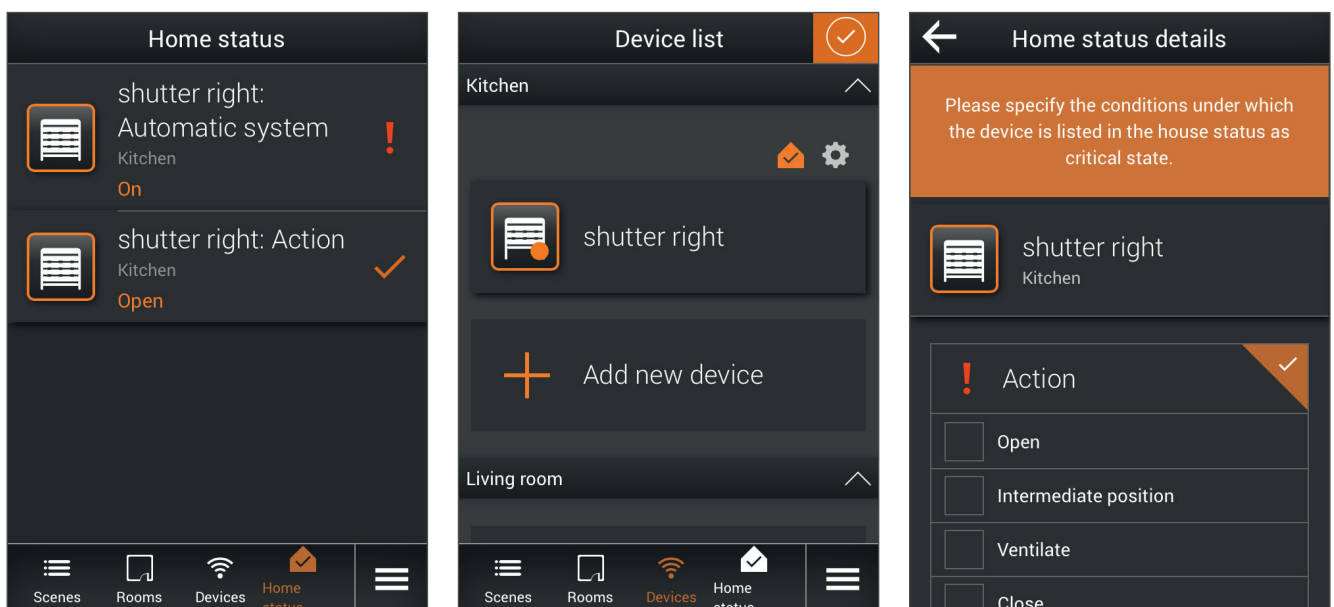
Should there be queries regarding the system, the page “System Info” also provides valuable notes and information which can prove helpful if support is required

CENTRAL MENU NAVIGATION

All the app functions are directly accessible via the sidebar menu which itself may be accessed at any time. Particularly important functions are to be found as ever in the tab bar in the footer area of the app.

HOUSE STATUS

The house status offers the possibility to define the critical conditions of devices. An overview page lists all devices whose condition currently has a value classified as critical. The function is helpful, for example, in establishing at a glance when leaving the house whether important issues have to be resolved (e.g. retracting an extended awning etc.)



DEVICE STATUS

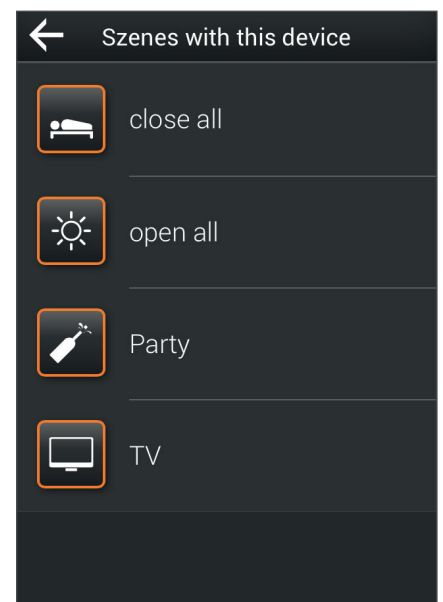
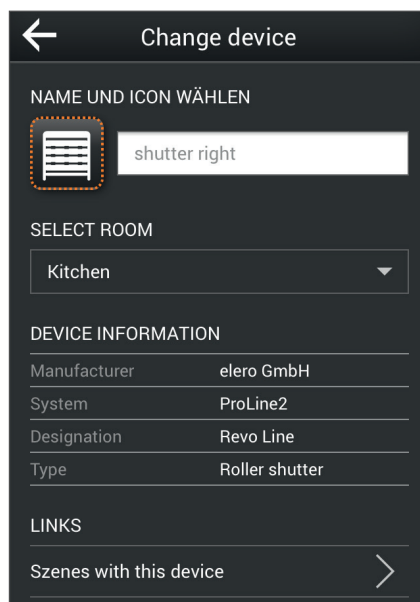
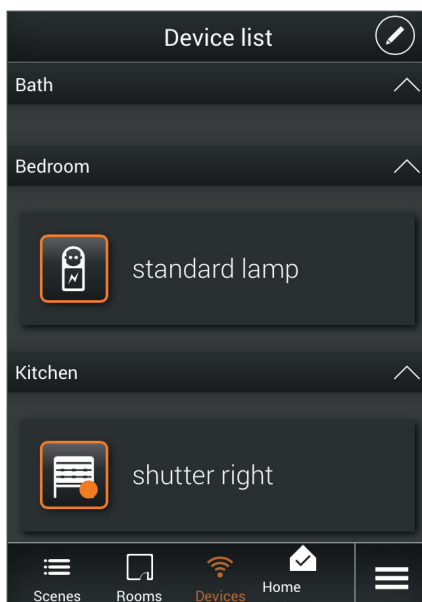
The page with the device status provides a chronological overview of the most recent switch commands. In particular this is helpful if scenes have been activated and a user wants to gather information on the most recent status changes. Thus it can be established when, for example, an awning was last retracted etc.

Automatic data logging is activated by default. Menu buttons on top right offer the option to deactivate data logging.

Last device status	
shutter right: Action Kitchen Open	22.06.2016 10:47:27
standard lamp: Action Bedroom On	22.06.2016 10:20:43
shutter right: Automatic system Kitchen On	22.06.2016 10:06:01
standard lamp: Automatic system Bedroom On	22.06.2016 10:06:01

DEVICES IN SCENES

With a large number of scenes and a high degree of automation it is often helpful to be able to establish with hindsight which scenes are impacting on a device. Should there then be behavioral or operational modes which had not been planned, it is easier to establish which wrongly configured scene had triggered the action.



SIMPLE DEFINITION OF SCENES

The new portrayal of scenes with optically distinct “IF” and “THEN” sections simplifies the configuration of scenarios and is better oriented to the natural thought processes of users. It is possible to portray both logical “AND” combinations as well as “OR” conditions in scenes, thus providing the greatest-possible flexibility. Where necessary, individual activation criteria can be temporarily deactivated without the remaining configuration being affected. Thus, for example, during the vacation period a time control can be provisionally activated or deactivated.

