

Environmental Product Declaration

In accordance with ISO 14025 for:

Tubular Drive

Rol Top M10, Rol Top M7/23, Rol Motion M10, Rol Motion M6, Sun Top M10

From:
Nice S.p.A.

Programme:	The International EPD® System, www.environdec.com
Programme operator:	EPD International AB
EPD registration number:	EPD-IES-0025600
Version:	Version 1
Publication date:	2025-12-15
Updated:	2026-11-13
Valid until:	2030-12-14



An EPD should provide current information and may be updated if conditions change. The stated validity is therefore subject to the continued registration and publication at www.environdec.com

EPD for multiple products, based on the worst-case result.

Company information

True freedom is an open world.

This is the aspiration, the *vision* of Nice, a global leader in the **Home Management Solutions**.

A *mission* that aims to improve people's quality of life by **simplifying the everyday** , while making experiences enjoyable and places more sustainable.

The Nice world

Founded in 1993 in Oderzo (Treviso) by Lauro Buoro, current Chairman, Nice designs, manufactures and commercialises integrated and connected solutions for applications in residential, commercial and industrial contexts, in the field of:

- Gates and Barriers
- Doors & Industrial Doors
- Sun Shading
- Smart Home
- Audio/Video and Power Management
- Smart Security

Today Nice count on an organization of more than 2,000 people on 5 continents, with a rich background of competences and different cultures, as well as 15 R&D centers (Italy, Germany, Poland, Brazil, USA, South Africa, Canada, China, Australia) and 15 production plants (Germany, Italy, Poland, Brazil, USA, Australia, South Africa and Canada) serving its partners and customers in over 100 countries worldwide.

Thanks to its global presence, Nice contributes to promoting the excellence, style and know-how of *Made in Italy* in the world with the high quality of its Home Automation solutions: products that skilfully combine technology, design, innovation and ease of use.







The value of Sustainability – Nice*Love*Earth

For Nice sustainability means ensuring comfort and wellbeing, simplifying people's daily gestures, thanks to the quality and advanced technology of its products, which reduce the environmental impact of living spaces.

For people

Nice is actively committed to improving people's quality of life, making it more sustainable, by creating connected, comfortable, secure and sustainable spaces. Wellbeing and safety are top priorities for Nice, through solutions that optimise the management of natural light and heat, ensure air quality, and provide intelligent heating, cooling and humidity control. Nice also guarantees the protection and safety of its employees and all stakeholders in its value chain by selecting suppliers that meet defined social standards and ensure respect for the fundamental rights of workers.

For products

Nice is committed to lowering the environmental impact of its products, following ecodesign principles, reducing the energy consumption of home automations and using recycled materials. The packaging of the products is made of natural cardboard, 100% recyclable, all plastic parts have been removed and instructions are available in digital format. Furthermore, in a circular economy perspective, Nice works to limit the production of industrial waste, encouraging recovery systems.

For buildings

Nice technology makes life for individuals and communities more connected, easier and safer, ensuring greater well-being inside buildings. The application of Nice solutions contributes to making buildings sustainable, minimising the environmental impact of our homes, promoting energy efficiency through intelligent control of heating, cooling, lighting and monitoring of electrical loads to reduce consumption. Nice is a facilitator of simple daily gestures that can have a great impact on the entire planet and encourage the green evolution of buildings.

Product information

ROL TOP

With a diameter of 45 mm and a minimum length of 403 mm (K version), the tubular drives of the RolTop M series are suitable for space-saving roller shutters, blinds and screens. Most drives are available with or without an integrated radio system. Drives with torque ratings ranging from 2.5 to 50 Nm are available, operating at speeds of 14 to 90 rpm, depending on the version. Drives with soft brakes (up to a maximum of 20 Nm) are suitable for low-noise operation of the blind. All drives are easy to install and adjust in a time-saving manner. With the RH and SH tubular drives, the range of applications of the M series has been further expanded. The main feature of the RH drives is the wrap-around round head, which reduces the space required on the side significantly. Drives of the SH series (star head motor bearing) fit, among others, in motor bearings of various competitors.
This EPD refers to the following products: Rol Top M7/23 and Rol Top M10.

ROL MOTION

RolMotion drives ensure slower and quieter movement of motorized roller shutters thanks to their optimized running behavior. In addition to proven technologies, such as the soft brake and obstacle and blockage detection, quiet mode offers you even greater living comfort at minimal noise pollution. The RolMotion M-868 and M tubular drives are available both with and without an integrated radio system. They have a diameter of 45 mm and a minimum length of 478 mm. Configurations of 6 to 25 Nm and, depending on the version, 5 to 14 rpm are available. All drives can be easily installed and adjusted in a time-saving manner. With the RH and SH tubular drives, the range of applications of the M series has been further expanded. The main feature of RH drives is that the round head can be wound over, which significantly reduces the space required on the side.
This EPD refers to the following products: Rol Motion M6 and Rol Motion M10.

SUN TOP

The SunTop tubular drive is designed for reliable and precise operation in awnings, roller blinds and screens. Equipped with intelligent force measurement, the drive continuously monitors the load to ensure optimal fabric tension and protect the system from damage. The integrated obstacle detection in both directions (up and down) enhances safety and prevents unnecessary strain on the material.
For additional comfort, the load relief function can be activated at the end position to minimize tension on the fabric when fully extended or retracted. The end positions can be easily adjusted via the installation wire, making setup and fine-tuning straightforward and efficient. Thanks to the option for parallel connection, multiple drives can be operated simultaneously, ideal for larger installations.
The silent soft brake ensures particularly quiet operation, reducing noise during start and stop phases, while the mechatronic end position detection with soft stop provides smooth and precise positioning. Built with the elero standard motor head and protected to IP 44, all variants of SunTop drives are both robust and dependable, even under demanding conditions.

The products do not contain any of the substances of very high concern (SVHC) regulated by the Regulation (EC) No 1907/2006 (REACH) or the Regulation (EC) No 1272/2008 of European parliament.

Product information

Results are here given for the worst-case product, following the requirements of the General Programme Instructions for the International EPD System. The products analysed are manufactured in Elero (Maybachstraße 30, 73278 Schlierbach, Germany).

The functional unit is a motor that can provide a mechanical power rating of 10 W for moving an object. Mechanical power is calculated as torque per speed in gearmotors for angular movements.

TECHNICAL INFORMATION	U.M.	RolTop M10-868	RolTop M7/23	RolMotion M10-868	RolMotion M6	SunTop M10-868
Nominal Torque	Nm	10	7	10	6	10
Angular speed	rpm	14	23	14	14	14

Geographic scope: Global

The following table shows the presence of different materials in the table below, as an average between the analysed items, since the Bill of Material is very similar. Biogenic C content is always low for these products components and the packaging is the same for each product analysed; furthermore, the products do not contain any of the substances of very high concern (SVHC) regulated by the Regulation (EC) No 1907/2006 (REACH) or the Regulation (EC) No 1272/2008 of European parliament.

MATERIALS	TYPE OF MATERIAL	WEIGHT	QUANTITY	Biogenic C content per item, kg
Metals	Steel	0,8763 kg	52,17%	<5%
	Copper	0,1153 kg	6,87%	
	Stainless steel	0,0623 kg	3,71%	
	Magnet	0,0120 kg	0,71%	
Plastic	PA	0,2298 kg	13,68%	<5%
	PBT	0,1079 kg	6,42%	
	POM	0,0891 kg	5,31%	
	PP	0,0030 kg	0,18%	
	Rubber	0,0027 kg	0,16%	
Circuit boards		0,1743 kg	10,38%	<5%
Other		0,0070 kg	0,42%	<5%

PACKAGING	TYPE OF MATERIAL	WEIGHT	Biogenic C content per item, kg
Cardboard	Paper	0,033 kg	0,469 kg

Methodology

Inventory analysis was conducted using specific data from Nice S.p.A., relating to the year 2025 and to the production site “Elero". The data refer to the consumption of raw materials and electricity, the production of the gearmotor and the waste connected to it.

Selected generic data from international databases were used (in particular SimaPro 10.2.0.4 and Ecoinvent 3.11) regarding the production processes of raw materials and auxiliary materials used for the gearmotor production, generation and distribution of electricity, means of transport and waste treatment processes related to the production that takes place in the Elero plant. In the reference year, Elero used energy 100% renewable in its facilities.

Data on ground transportation distances were calculated using the Google Maps online calculator and those by sea using the Searates online tool. The calculation method adopted for the LCA study reported in this EPD is described in the document "GPI for an International EPD® System" version 5.0.1, while the characterization factors, used to convert the data deriving from the inventory analysis of the life cycle in impact categories, are described in the reported at www.environdec.com.

The share of specific data is calculated based on GWP-GHG results. It is a simplified indicator for data quality that supports the use of more specific data, to increase the representativeness of and comparability between EPDs. Note that the indicator does not capture all relevant aspects of data quality and is not comparable across product categories. Note that the indicator does not capture all relevant aspects of data quality and is not comparable across product categories. The share of specific data used in Manufacturing stage is 4%. The climate impact of the energy sources behind the energy used in manufacturing is equal to 0,872 kg CO2 eq/kWh (calculated as GWP-GHG result).

LCA information

Functional Unit

Following the indications of the PCR 2019:11 version 2.0.1, the functional unit for the life cycle is represented by a drive capable of assuring a rated output equal to 10 W for the movement of an object during its Reference Service Life (RSL).

The complete use phase has been calculated during the service life of 10 years, as defined in the Product Category Rules (PCR) 2019:11.

System borders

The present study is defined "from-cradle-to-grave". **Manufacturing stage** includes the processes below (A1-A3):

A1 - Material and components supply

- Extraction and processing of raw materials for all main product parts and components and their packaging.
- Production of components and production of intermediate materials used for the manufacturing of components.
- Production of auxiliary products used for the manufacturing of the product.
- Generation of electricity and production of fuels, steam and other energy carriers used in the production of materials and components.
- Transport of raw materials and components along the supply chain.

A2 – Transport

- Transport of materials and components to the manufacturing site, including treatment of transport waste.
- Production of fuels used in the transport processes.

A3 – Manufacturing

- Assembly of the product, including the storage of finished products.
- End-of-life management of manufacturing waste, including transport to end-of-life treatment facility.
- Production of distribution and consumer packaging.
- Generation of electricity used in the manufacturing processes.

Downstream stage includes the following processes, which take place outside the plant and involve the finished product:

A4 – Distribution stage

- Transport of the product in its packaging from manufacturer's last logistics platform to the distributor and from the distributor to the place of installation and/or operation.

A5 – Installation stage:

- Installation activities: excluded.
- Packaging end-of-life.

B1 – Emissions from the use stage: not applicable

B2 – Maintenance: not applicable, the product does not need maintenance.

B3 – Repair

- Production of substitution parts for the repair of the product, during the RSL, including the end-of-life of substituted items.
- Transport from the retailer to the installation site for repairing operations

B4 – Replacement

- Production of the number of items that will be replaced with the broken one, during the RSL, including the end-of-life of substituted items
- Transport from the retailer to the installation site for replacement operations

B5 – Refurbishment: not applicable.

B6 – Operational energy use

- Electric energy use during the use of the product, including energy losses for distribution and transformation.

B7 – Operational water use: not applicable.

C1 – De-installation stage: excluded.

C2 – End-of-life stage

- Transportation of the discarded product to the waste processing/disposal facility.

C3 – Waste processing

- Processing of waste fractions, such as sorting and pressing, waste processing of material flows intended for reuse, recycling and energy recovery.

C4 – Disposal

- Production of materials and energy for waste disposal, including physical pre-treatment and management of the disposal site.

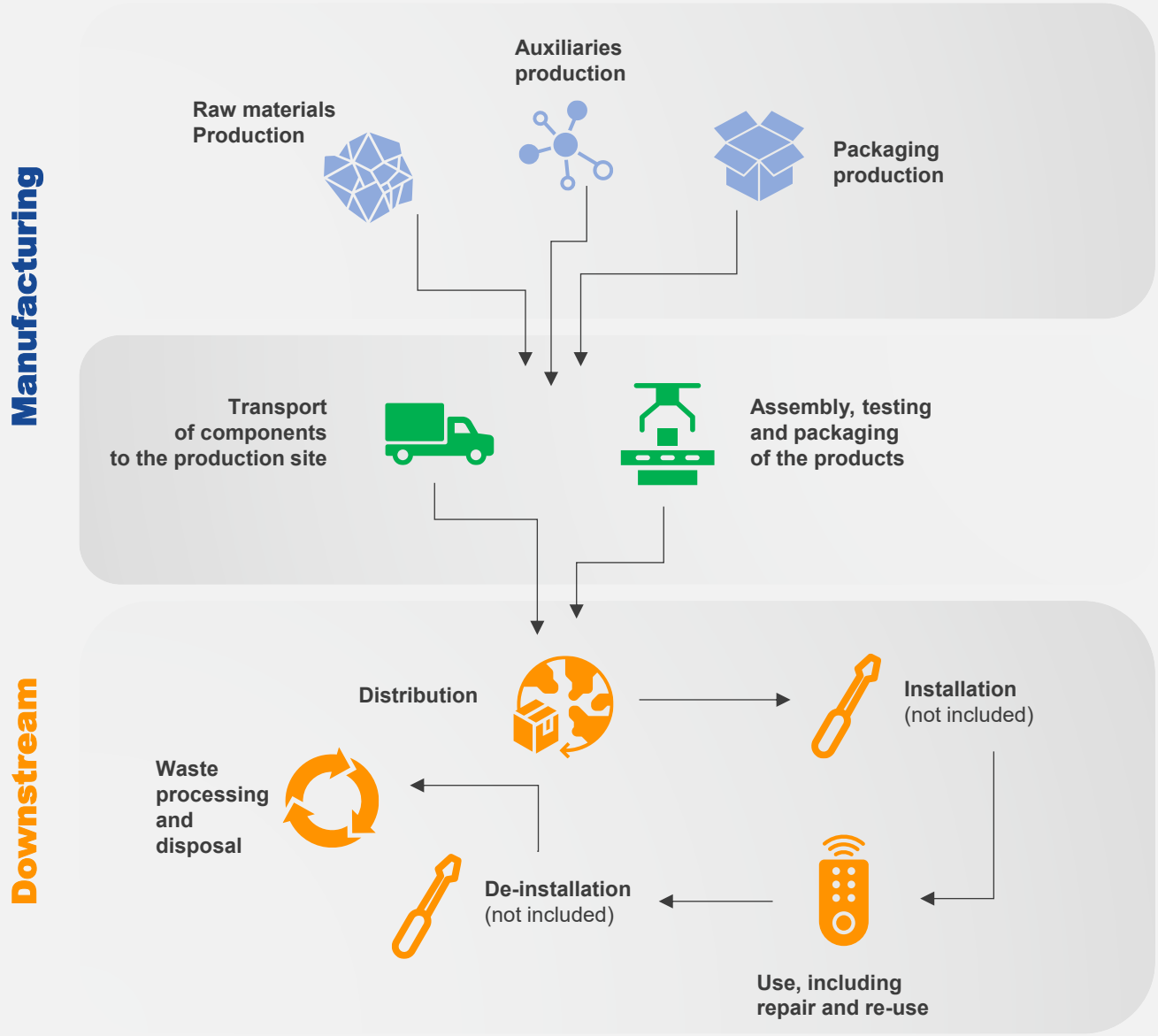

Data quality and cut-off

In accordance with the cut-off rule, flows less than 1% of the total inventory were excluded, i.e.:

- construction of company plants and processing machinery (with a life of more than three years);
- staff travel and home-work transfers;
- research and development activities;
- the materials necessary for cleaning the machineries;
- product installation and de-installation.

Masonry work for installation consists in a standard manual operation with a negligible environmental impact. All construction activities are excluded because they are carried out according to the building and/or its perimeter (fence); these are, therefore, highly variable from case to case and transcend the application of the products in the scope of this EPD. Maintenance and refurbishment are not applicable to these products.

Energy consumption calculation:

Based on the technical information regarding the product, energy consumption in the use phase has been calculated as follow:

$$\text{Consumption for 1 year } [kWh/y] = \left[\left(\frac{P_m}{1000} \times t_m \times 24h\right) + \left(\frac{P_s}{1000} \times t_s \times 24h\right)\right] \times 365$$

Where:

Pm = electric power assimilated in the motion phase [W]

tm = motion ratio [%]

Ps = electric power assimilated in the stand-by phase [W]

ts = stand-by ratio [%]

Motion ratio is a measure of the period the gear motor spends applying a force/torque to move an object, i. e. an automation system. It shall be calculated as:

$$t_m = \frac{T \times C}{3600 \times 24}$$

Where:

T = time for performing one operating cycle [seconds]

C = number of cycles per day [number]

For this product, the calculation has been integrated with assumptions from the gear motor's designers, resulting in a motion ratio reported in the table below.

Stand-by ratio has been therefore calculated as:

$$t_s = 1 - t_m$$

The presented formula refers to the electricity that the product consumes in one year (kWh/y); the complete use phase has been therefore calculated for the service life of 10 years (PCR 2019:11).

TECHNICAL INFORMATION	U.M.	RolTop M10-868	RolTop M7/23	RolMotion M10-868	RolMotion M6	SunTop M10-868
Electric power absorbed in the motion phase	W	139	139	114	91	139
Electric power absorbed in the stand-by phase	W	0,29	0,45	0,37	0,2	0,45
time for performing one operating cycle	S	0,36	0,22	0,36	0,36	0,36
Cycles per day (normalized)	N	4	4	4	4	4
Reference service life	Y	10	10	10	10	10
Motion ratio	%	0,0017%	0,0010%	0,0017%	0,0017%	0,0017%

EPD validity

This EPD is valid globally and has a validity of 5 years starting from the approval date.

Environmental performance

In order to reach the results reported below, the most recent databases on the production of materials, the production cycles in the metallurgical and chemical sector, transports and energy systems were used (Sphera and Ecoinvent).

The impact categories are:

- Global warming potential (GWP)
- Acidification potential (AP)
- Eutrophication potential (EP) freshwater, marine and terrestrial
- Photochemical oxidant formation potential (POFP)
- Abiotic depletion potential – Elements
- Abiotic depletion potential – Fossil resources
- Water scarcity potential
- Use of resources

For each indicator and module A-C, the highest result of the included products have been declared in the following tables. This options thus corresponds to the results of a “worst-case product", which may be consists of results from one or several of the included products.



PRODUCT RESULT

Potential environmental impact

PARAMETER		UNIT	A1-A3	A4	A5	B1-B2	B3	B4-B5	B6	B7	C1	C2	C3	C4
Global warming potential (GWP)	Fossil	kg CO_2 eq.	1,86E+01	3,80E-01	3,94E-03	0,00E+00	0,00E+00	0,00E+00	1,64E+01	0,00E+00	0,00E+00	8,66E-02	8,81E-02	2,65E+00
	Biogenic	kg CO_2 eq.	4,63E-02	1,51E-05	2,96E-03	0,00E+00	0,00E+00	0,00E+00	8,17E-03	0,00E+00	0,00E+00	3,00E-06	1,49E-04	6,48E-05
	Land use	kg CO_2 eq.	1,46E-02	1,09E-05	1,22E-07	0,00E+00	0,00E+00	0,00E+00	5,77E-03	0,00E+00	0,00E+00	1,37E-06	1,93E-04	4,50E-05
	TOTAL	kg CO_2 eq.	1,87E+01	3,80E-01	6,75E-03	0,00E+00	0,00E+00	0,00E+00	1,64E+01	0,00E+00	0,00E+00	8,66E-02	8,85E-02	2,65E+00
Acidification potential (AP)		mol H^+ eq.	1,51E-01	8,54E-03	1,92E-05	0,00E+00	0,00E+00	0,00E+00	5,55E-02	0,00E+00	0,00E+00	2,90E-04	4,32E-04	6,77E-04
Eutrophication potential (EP) freshwater		kg P eq.	1,14E-02	2,37E-06	5,58E-07	0,00E+00	0,00E+00	0,00E+00	8,55E-03	0,00E+00	0,00E+00	4,45E-07	4,02E-05	2,44E-05
Eutrophication potential (EP) marine		kg N eq.	2,33E-02	2,20E-03	2,52E-05	0,00E+00	0,00E+00	0,00E+00	1,07E-02	0,00E+00	0,00E+00	1,20E-04	9,37E-05	4,49E-04
Eutrophication potential (EP) terrestrial		mol N eq	1,67E-01	2,44E-02	9,34E-05	0,00E+00	0,00E+00	0,00E+00	1,03E-01	0,00E+00	0,00E+00	1,31E-03	9,36E-04	3,57E-03
Photochemical oxidant formation potential (POFP)		kg NMVOC eq.	5,31E-02	6,66E-03	3,00E-05	0,00E+00	0,00E+00	0,00E+00	2,99E-02	0,00E+00	0,00E+00	4,58E-04	2,79E-04	8,83E-04
Ozone depletion		kg CFC11 eq.	1,48E-06	6,45E-09	8,94E-11	0,00E+00	0,00E+00	0,00E+00	2,01E-07	0,00E+00	0,00E+00	1,96E-09	5,50E-10	8,23E-10
Abiotic depletion potential – Elements*		kg SB eq.	1,47E-03	5,44E-09	3,30E-10	0,00E+00	0,00E+00	0,00E+00	7,95E-07	0,00E+00	0,00E+00	2,25E-09	2,84E-09	2,43E-08
Abiotic depletion potential – Fossil resourses*		MJ	2,32E+02	4,03E-02	8,87E-04	0,00E+00	0,00E+00	0,00E+00	2,84E+02	0,00E+00	0,00E+00	7,62E-03	7,68E-01	6,92E-02
Water scarcity potential*		m^3 eq.	7,42E+00	1,63E-03	1,19E-03	0,00E+00	0,00E+00	0,00E+00	1,13E+00	0,00E+00	0,00E+00	3,76E-04	1,10E-02	3,96E-02
GWP-GHG		kg CO_2 eq.	1,83E+01	3,80E-01	7,36E-02	0,00E+00	0,00E+00	0,00E+00	1,64E+01	0,00E+00	0,00E+00	8,67E-02	8,91E-02	2,65E+00

*The results of this environmental impact indicator shall be used with care as the uncertainties of the results are high and as there is limited experience with the indicator.
NOTE: No significant aircraft GHG emissions have been detected in life cycle of the gear motor.

Use of resources

PARAMETER		UNIT	A1-A3	A4	A5	B1-B2	B3	B4-B5	B6	B7	C1	C2	C3	C4
Primary energy resourses Renewable	Use as energy carrier	MJ	9,11E+00	9,88E-03	3,77E+00	0,00E+00	0,00E+00	0,00E+00	3,48E+01	0,00E+00	0,00E+00	2,82E-03	1,43E-01	1,21E-01
	Used as raw materials	MJ	3,89E+00	0,00E+00	-1,97E+00	0,00E+00	0,00E+00	0,00E+00	0,00E+00	0,00E+00	0,00E+00	0,00E+00	0,00E+00	-5,86E-02
	TOTAL	MJ	1,30E+01	9,88E-03	3,87E-04	0,00E+00	0,00E+00	0,00E+00	3,48E+01	0,00E+00	0,00E+00	2,82E-03	1,43E-01	8,27E-03
Primary energy resourses Non-renewable	Use as energy carrier	MJ	2,28E+02	4,79E+00	5,40E-02	0,00E+00	0,00E+00	0,00E+00	3,19E+02	0,00E+00	0,00E+00	1,15E+00	5,31E+01	5,44E-01
	Used as raw materials	MJ	5,19E+01	0,00E+00	0,00E+00	0,00E+00	0,00E+00	0,00E+00	0,00E+00	0,00E+00	0,00E+00	0,00E+00	-2,72E+01	0,00E+00
	TOTAL	MJ	2,80E+02	4,79E+00	5,40E-02	0,00E+00	0,00E+00	0,00E+00	3,19E+02	0,00E+00	0,00E+00	1,15E+00	1,18E+00	5,44E-01
Secondary material		kg	0,00E+00	0,00E+00	0,00E+00	0,00E+00	0,00E+00	0,00E+00	0,00E+00	0,00E+00	0,00E+00	0,00E+00	0,00E+00	0,00E+00
Renewable secondary fuels		MJ	0,00E+00	0,00E+00	0,00E+00	0,00E+00	0,00E+00	0,00E+00	0,00E+00	0,00E+00	0,00E+00	0,00E+00	0,00E+00	0,00E+00
Non-renewable secondary fuels		MJ	0,00E+00	0,00E+00	0,00E+00	0,00E+00	0,00E+00	0,00E+00	0,00E+00	0,00E+00	0,00E+00	0,00E+00	0,00E+00	0,00E+00
Net use of fresh		m^3	2,08E-01	9,02E-05	8,13E-04	0,00E+00	0,00E+00	0,00E+00	7,10E-02	0,00E+00	0,00E+00	2,22E-05	4,93E-04	1,35E-03

Additional Information

The gear motor presented in the EPD responds to the CE marking

Differences versus previous version

Version 0: first publication.

Version 1: Manufacturing and distribution data update (2025); database update (Ecoinvent 3.11); System boundaries correction, presented in modules; further clarification on the worst-case result presentation added.

Programme information

Programme

The International EPD® System

EPD International AB
Box 210 60
SE-100 31 Stockholm
Sweden

www.environdec.com
info@environdec.com

Product category rules (PCR): 2019:11: AC and DC Gear Motors for Automation Systems, v. 2.0.1

UN CPC 46111 AND 46112

PCR review was conducted by:
The Technical Committee of the International EPD® System. A full list of members available on www.environdec.com. The review panel may be contacted via info@environdec.com.
Chair of the PCR review: Gorka Benito Alonso

Independent third-party verification of the declaration and data, according to ISO 14025:2006:

☒ EPD Process verification

☐ EPD verification

Third party verifier:
TÜV Italia S.r.l.

Procedure for follow-up of data during EPD validity involves third party verifier:

☒ No

☐ Yes

References:

- General Programme Instructions of the International EPD® System. Version 5.0.1.
- PCR 2019:11. Version 2.0.1 - "AC and DC gear motors for automation systems"
- Ambiente Italia S.r.l., LCA Report for Nice products - AC and DC gear motors (2025 data), r01 September 2026
- ISO 14040:2006 Environmental management – Life cycle assessment - Principles and Framework
- ISO 14044:2006 Environmental management – Life cycle assessment – Requirements and Guidelines
- Eurostat, http://ec.europa.eu/eurostat/data/database, aggiornamento dati 2020
- Rapporto rifiuti ISPRA 2025, aggiornamento dati 2024
- EN 60335-1:2010+AMD1:2013+AMD2:2016, Household and similar electrical appliances - Safety - Part 1: General requirements
- EN 60335-2-103:2019, Household and similar electrical appliances - Safety - Part 2-103: Particular requirements for drives for gates, doors and windows
- IEC 60335-1:2010+AMD1:2013+AMD2:2016, Household and similar electrical appliances - Safety - Part 1: General requirements
- Barkmeyer, M., Kaluza, A., Pastewski, N., Thiede, S., & Herrmann, C., 2017. Assessment of end-of-life strategies for automation technology components. Procedia CIRP, 61, 34-39.
- Olivetti, E., Duan, H., & Kirchain, R., 2013. Exploration of carbon footprint of electrical products: guidance document for product attribute to impact algorithm methodology. A publication of the Materials Systems Laboratory, Massachusetts Institute of Technology, Cambridge.

Nice S.p:A.
Marta Gemin
sustainability@niceforyou.com

Ambiente Italia s.r.l.
Simona Canzanelli
simona.canzanelli@ambienteitalia.it

For more information:
www.niceforyou.com
www.environdec.com

The EPD owner has the sole ownership, liability, and responsibility for the EPD. EPDs within the same product category but from different programmes may not be comparable.