


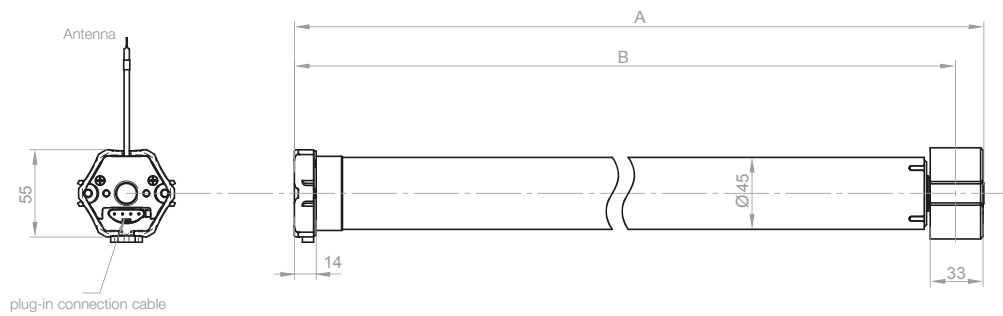


Technical data and dimensions







Type	RoITop/J M10-868	RoITop/J M20-868	RoITop/J M30-868	RoITop/J M40-868	RoITop/J M50-868
Operating Voltage (V)	1 ~ 230				
Frequency (Hz)	50				
Noiseless soft brake	•				
Max. torque (Nm)	10	20	30	40	50
Speed (rpm)	14				
Current (A)	0.6	0.9		1.2	1.3
Power (W)	140	200		270	300
Shaft Ø (mm)	50				
Ingress protection (IP)	44				
Max. limit switch range in Revolutions of the shaft	40				
Operating mode (KB in min.)	5		4	5	4
Length A (mm)	480	540	530	540	560
Length B (mm)	462	523	512	522	542
Weight (kg)	1.9	2.2	2.3	2.6	3.1
Temperature range (°C)	-20 to +60				
Conformity	  				
Connecting cable pluggable (m)	2.0				

Item Number	34 224.0006	34 234.0006	34 244.0006	34 254.0006	34 264.0006
-------------	-------------	-------------	-------------	-------------	-------------

All drives are exclusive of: drive adapter, wall bracket (motor bearing) and switches.



Accessories

-  Cables
Page 92
-  Drive adapter sets
Page 93
-  Brackets
Page 94
-  Radio control units
from page 176
-  Radio sensors
from page 204
-  Rigid shaft fastener
Page 96

RevLine M
Type 9 + 11
Venetian blind drives
Speciality drives
Hausautomation, radio controls, radio sensors
Hardwired controls sensors
Door drives
Door controls
Adapter profiles
Lifting capacity tables